





















Live Remote Skills Checklist — V5

-  Adult coach **MUST** be in the room and online platform whenever team is connected
-  Full set of Change Up game and field elements, and full VRC field
 - Includes official field perimeter or legal DIY perimeter: [Appendix A — Non-Standard Field Perimeter Requirements \(page 5\)](#) • [VEX DIY Field Instructions](#)
-  Tape measure and/or official VEX sizing tool, set to 18"
 - Having both is preferred, but only one is required
-  Webcam or smartphone with a minimum 720p resolution
 - Must have a stable platform to rest on, such as a tripod
 - Must be easily movable for robot inspection and scoring clarifications
-  Enough space to fit a full VEX field and camera setup
 - The camera must be placed far enough from the field for the whole field and drive team to be visible for the duration of each Skills match
 - Most cameras will need to be placed about 7' high and 7' back from the field
-  Extra V5 Smart Cable
 - For tethering robot to controller prior to the start of each Skills match
-  One of the following:
 1. Competition switch (and cable) and a timer or stopwatch (phone is acceptable), both visible to the camera for the duration of each Skills match
 2. Separate V5 Brain, Battery, and Smart Cable used exclusively for field control, with timer visible to the camera for the duration of each Skills match: [Using a V5 Brain for Robot Skills Challenge Field Control](#)
 3. VEX Tournament Manager field control setup, with timer visible to the camera for the duration of each Skills match
-  Stable internet connection
-  Competition-legal VRC robot and controller(s): [Inspection Checklist \(page 1\)](#)
-  *Recommended:* Dedicated field resetters

Live Remote Skills Checklist — Cortex

-  Adult coach **MUST** be in the room and online platform whenever team is connected
-  Full set of Change Up game and field elements, and full VRC field
 - Includes official field perimeter or legal DIY perimeter: [Appendix A — Non-Standard Field Perimeter Requirements \(page 5\)](#) • [VEX DIY Field Instructions](#)
-  Tape measure and/or official VEX sizing tool, set to 18"
 - Having both is preferred, but only one is required
-  Webcam or smartphone with a minimum 720p resolution
 - Must have a stable platform to rest on, such as a tripod
 - Must be easily movable for robot inspection and scoring clarifications
-  Enough space to fit a full VEX field and camera setup
 - The camera must be placed far enough from the field for the whole field and drive team to be visible for the duration of each Skills match
 - Most cameras will need to be placed about 7' high and 7' back from the field
-  USB A-A cable
 - For tethering robot to controller prior to the start of each Skills match
-  One of the following:
 1. Competition switch (and cable) and a timer or stopwatch (phone is acceptable), both visible to the camera for the duration of each Skills match
 2. VEX Tournament Manager field control setup, with timer visible to the camera for the duration of each Skills match
-  Stable internet connection
-  Competition-legal VRC robot and controller(s): [Inspection Checklist \(page 2\)](#)
-  *Recommended:* Dedicated field resetters